

English Language Proficiency Assessments for California (ELPAC) Hmong Translated Test Directions All Grades

- This document provides the translations of the test directions. A biliterate student or adult can read these directions in conjunction with the ELPAC test.
- This document contains the English message either observed on the computer screen, spoken by the test examiner, or recorded on audio followed by the translation.

Listening—Domain-level Directions

Kindergarten Through Grade One

Screen

Listening Test

Test Examiner (TE) Read Aloud (Gr. K-1)	Translated Message
<p>(TE SAY) Welcome to the Listening section of the ELPAC test.</p> <p>In this part of the test, you will listen carefully. Then you will tell me your answers to some questions. You will point to your answer or tell me your answer with words. If you are unsure of how to respond to a question, just respond the best you can. If you need any questions repeated, just ask. If you are having trouble hearing the test, let me know.</p> <p>You will now begin the Listening questions.</p>	<p>(TE SAY) Zoo siab txais tos rau Ntu Kev Mloog ntawm ELPAC qhov kev kuaj ntsuas.</p> <p>Hauv ntu no, koj yuav ua tib zoo mloog. Tom qab ntawv koj yuav qhia kuv cov lus teb rau qee cov lus nug. Koj yuav taw tes rau koj cov lus teb los sis siv qhia koj qhov lus teb rau kuv ua cov lo lus hais. Yog tias koj tsis paub tseeb tias yuav ua li cas teb cov lus nug, tsuas yog teb raws li qhov koj tuaj yeem ua tau. Yog tias koj xav tau cov lus nug rov qab hais dua, thov hais paub. Yog tias koj muaj teeb meem hnov qhov kev kuaj ntsuas, qhia rau kuv paub.</p> <p>Tam sim no koj yuav pib Mloog cov lus nug.</p>

Grade Two

Screen

Welcome to the Listening section of the ELPAC test.

In this part of the test, you will listen carefully. Then you will tell me your answers to some questions. You will point to your answer or tell me your answer with words. If you are unsure of how to respond to a question, just respond the best you can. If you need any questions repeated, just ask. If you are having trouble hearing the test, let me know.

You will now begin the Listening questions.


Test Examiner (TE) Read Aloud (Gr. 2)	Translated Message
<p>(TE SAY) Welcome to the Listening section of the ELPAC test.</p> <p>In this part of the test, you will listen carefully. Then you will tell me your answers to some questions. You will point to your answer or tell me your answer with words. If you are unsure of how to respond to a question, just respond the best you can. If you need any questions repeated, just ask. If you are having trouble hearing the test, let me know.</p> <p>You will now begin the Listening questions.</p>	<p>(TE SAY) Zoo siab txais tos rau Ntu Kev Mloog ntawm ELPAC qhov kev kuaj ntsuas.</p> <p>Nyob hauv ntu no, koj yuav ua tib zoo mloog. Tom qab ntawv koj yuav qhia kuv cov lus teb rau qee cov lus nug. Koj yuav taw tes rau koj cov lus teb los sis siv qhia koj qhov lus teb rau kuv ua cov lo lus hais. Yog tias koj tsis paub tseeb tias yuav ua li cas teb cov lus nug, tsuas yog teb raws li qhov koj tuaj yeem ua tau. Yog tias koj xav tau cov lus nug rov qab hais dua, thov hais paub. Yog tias koj muaj teeb meem hnov qhov kev kuaj ntsuas, qhia rau kuv paub.</p> <p>Tam sim no koj yuav pib Mloog cov lus nug.</p>



Grades Three Through Five

Screen

Welcome to the Listening section of the ELPAC test.







Make sure your desk is clear of all books, backpacks, cell phones, and electronic devices. These may not be used during the test.

In the Listening section, you will hear conversations, stories, and presentations. Use the  PLAY button to listen to them. You will hear them only once, so listen carefully.

Each question on the Listening test has a  PLAY button. You can use the  PLAY button at any time to hear the questions again. You must answer all the questions that go with each recording before you can go on to the next recording.

As you listen, you may take notes on scratch paper or you may take notes in the notepad section of the test.

When you are ready, select **Next** to begin the Listening questions.


Recorded Audio (Gr. 3-5)	Translated Message
<p>(Audio) Welcome to the Listening section of the ELPAC test.</p> <p>Make sure your desk is clear of all books, backpacks, cell phones, and electronic devices. These may not be used during the test.</p> <p>In the Listening section, you will hear conversations, stories, and presentations. Use the  PLAY button to listen to them. You will hear them only once, so listen carefully.</p> <p>Each question on the Listening test has a  PLAY button. You can use the  PLAY button at any time to hear the questions again. You must answer all the questions that go with each recording before you can go on to the next recording.</p> <p>As you listen, you may take notes on scratch paper or you may take notes in the notepad section of the test.</p> <p>When you are ready, select Next to begin the Listening questions.</p>	<p>(Audio) Zoo siab txais tos rau Ntu Kev Mloog ntawm ELPAC qhov kev kuaj ntsuas.</p> <p>Nco ntsoov tias saum koj lub rooj yuav tau tshem tag nrho cov ntawv, hnab ev ntawv, xov tooj ntawm tes, thiab cov khoom siv hluav taws xob. Cov no yuav siv tsis tau thaum kuaj ntsuas.</p> <p>Hauv Ntu Mloog, koj yuav hnov cov lus sib tham, hais dab neeg, thiab lus nthuav qhia. Siv  lub pob nyem TSO los mloog cov ntawd. Koj yuav hnov lawv ib zaug xwb, yog li ua tib zoo mloog.</p> <p>Txhua lo lus nug nyob rau kev kuaj los ntawm Kev Mloog muaj ib  lub pob nyem TSO. Koj tuaj yeem siv  lub pob nyem TSO tau txhua lub sij hawm los rov mloog cov lus nug ib zaug ntxiv. Koj yuav tsum teb txhua cov lus nug uas mus nrog txhua lub suab kaw lus ua ntej koj yuav tuaj yeem txuas ntxiv mus rau lub suab kaw lus tom ntej.</p> <p>Raws li koj mloog, koj tuaj yeem sau cov lus rau ntawm daim ntawv dawb los sis koj tuaj yeem sau cia hauv koos pij tawj ntawm qhov kev xeem.</p> <p>Thaum koj npaj tau lawm, xaiv Mus Tom Ntej los Pib Mloog Cov Lus Nug.</p>



Grades Six Through Twelve

Screen

Welcome to the Listening section of the ELPAC test.







Make sure your desk is clear of all books, backpacks, cell phones, and electronic devices. These may not be used during the test.

In the Listening section, you will hear conversations and presentations. Use the  PLAY button to listen to them. You will hear them only once, so listen carefully.

Each question on the Listening test has a  PLAY button. You can use the  PLAY button at any time to hear the questions again. You must answer all the questions that go with each recording before you can go on to the next recording.

As you listen, you may take notes on scratch paper or you may take notes in the notepad section of the test.

When you are ready, select **Next** to begin the Listening questions.

Recorded Audio (Gr. 6-12)	Translated Message
<p>(Audio) Welcome to the Listening section of the ELPAC test.</p> <p>Make sure your desk is clear of all books, backpacks, cell phones, and electronic devices. These may not be used during the test.</p> <p>In the Listening section, you will hear conversations and presentations. Use the  PLAY button to listen to them. You will hear them only once, so listen carefully.</p> <p>Each question on the Listening test has a  PLAY button. You can use the  PLAY button at any time to hear the questions again. You must answer all the questions that go with each recording before you can go on to the next recording.</p> <p>As you listen, you may take notes on scratch paper or you may take notes in the notepad section of the test.</p> <p>When you are ready, select Next to begin the Listening questions.</p>	<p>(Audio) Zoo siab txais tos rau Ntu Kev Mloog ntawm ELPAC qhov kev kuaj ntsuas.</p> <p>Nco ntsoov tias saum koj lub rooj yuav tau tshem tag nrho cov ntawv, hnab ev ntawv, xov tooj ntawm tes, thiab cov khoom siv hluav taws xob. Cov no yuav siv tsis tau thaum kuaj ntsuas.</p> <p>Hauv Ntu Mloog, koj yuav hnov cov lus sib tham, thiab lus nthuav qhia. Siv  lub pob nyem TSO los mloog cov ntawd. Koj yuav hnov lawv ib zaug xwb, yog li ua tib zoo mloog.</p> <p>Txhua lo lus nug nyob rau kev kuaj los ntawm Kev Mloog muaj ib  lub pob nyem TSO. Koj tuaj yeem siv  lub pob nyem TSO tau txhua lub sij hawm los rov mloog cov lus nug ib zaug ntxiv. Koj yuav tsum teb txhua cov lus nug uas mus nrog txhua lub suab kaw lus ua ntej koj yuav tuaj yeem txuas ntxiv mus rau lub suab kaw lus tom ntej.</p> <p>Raws li koj mloog, koj tuaj yeem sau cov lus rau ntawm daim ntawv dawb los sis koj tuaj yeem sau cia hauv koos pij tawj ntawm qhov kev xeem.</p> <p>Thaum koj npaj tau lawm, xaiv Mus Tom Ntej los Pib Mloog Cov Lus Nug.</p>

Kindergarten Through Grade Two Review Screen

Screen

Congratulations, you reached the end of the test!

Thank you for your attention and hard work.

If there are any questions you marked for review, they will be displayed in the box below. Please finish reviewing any questions you want to, then select Submit Test at the bottom of the screen.

Test Examiner (TE) Read Aloud (Gr. K-2)	Translated Message
<p>(TE SAY) Congratulations, you reached the end of the test!</p> <p>Thank you for your attention and hard work.</p>	<p>(TE SAY) Zoo siab ntau, koj mus txog qhov tiav kev kuaj lawm!</p> <p>Ua tsaug rau koj kev mloog thiab mob siab rau.</p>

Grades Three Through Twelve Review Screen

Screen

Congratulations, you reached the end of the test!

Thank you for your attention and hard work.

If there are any questions you marked for review, they will be displayed in the box below. Please finish reviewing any questions you want to, then select Submit Test at the bottom of the screen.

Recorded Audio (Gr. 3-12)	Translated Message
<p>N/A (No recorded audio for this screen)</p>	<p>(Screen text) Zoo siab ntau, koj mus txog qhov tiav kev kuaj lawm!</p> <p>Ua tsaug rau koj kev mloog thiab mob siab rau.</p> <p>Yog tias muaj lus nug uas koj cim rau kev tshuaj xyuas, lawv yuav tshwm rau ntawm lub thawv hauv qab no. Thov ua kom tiav kev soj ntsuam cov lus nug uas koj xav tau, tom qab ntawd xaiv Xa Kev Kuaj hauv qab ntawm qhov nab cos.</p>

Listening—task type directions

Task	Grade	Message	Translated Message
Listen to a Short Exchange	Grades K-12	Listen to a conversation.	Mloog kev sib tham.
Listen to a Classroom Conversation	Grades 1–12	Listen to a conversation.	Mloog kev sib tham.
Listen to a Story	Grades K-5	Listen to a story.	Mloog kev hais dab neeg.
Listen to an Oral Presentation	Grades K-12	Listen to some information.	Mloog tej cov ntaub ntawv qhia.
Listen to a Speaker Support an Opinion	Grades 6-12	Listen to a conversation.	Mloog kev sib tham.

Reading—Domain-level Directions

Kindergarten Through Grade One

Screen

Reading Test

Test Examiner (TE) Read Aloud (Gr. K-1)	Translated Message
<p>(TE SAY) This is the Reading section of the ELPAC test.</p> <p>In this part of the test, we are going to read together. I will ask you some questions. You will point to your answer or tell me your answer with words. If you are unsure of how to respond to a question, just respond the best you can.</p> <p>If you need me to repeat a question, just ask.</p> <p>You will now begin the Reading questions.</p>	<p>(TE SAY) Ntawm no yog Ntu Kev Nyeem ntawm ELPAC qhov kev kuaj ntsuas.</p> <p>Nyob rau ntu no, peb yuav mus nyeem ua ke. Kuv yuav nug koj ib co lus. Koj yuav taw tes rau koj cov lus teb los sis qhia koj cov lus teb rau kuv ua lus hais. Yog tias koj tsis paub tseeb tias yuav ua li cas teb cov lus nug, tsuas yog teb raws li qhov koj tuaj yeem ua tau.</p> <p>Yog tias koj xav kom kuv rov qab hais cov lus nug dua, thov hais paub.</p> <p>Tam sim no koj yuav pib Nyeem cov lus nug.</p>

Grade Two

Screen

This is the Reading section of the ELPAC test.

In this part of the test, we are going to read together. I will ask you some questions. You will point to your answer or tell me your answer with words. If you are unsure of how to respond to a question, just respond the best you can. If you need me to repeat a question, just ask.

You will now begin the Reading questions.

Test Examiner (TE) Read Aloud (Gr. 2)	Translated Message
<p>(TE SAY) This is the Reading section of the ELPAC test.</p> <p>In this part of the test, we are going to read together. I will ask you some questions. You will point to your answer or tell me your answer with words. If you are unsure of how to respond to a question, just respond the best you can. If you need me to repeat a question, just ask.</p> <p>You will now begin the Reading questions.</p>	<p>(TE SAY) Qhov no yog ntu Kev Nyeem ntawm ELPAC qhov kev kuaj ntsuas.</p> <p>Hauv ntu no, peb yuav mus nyeem ua ke. Kuv yuav nug koj ib co lus. Koj yuav taw tes rau koj cov lus teb los sis qhia koj cov lus teb rau kuv ua lus hais. Yog tias koj tsis paub tseeb tias yuav ua li cas teb cov lus nug, tsuas yog teb raws li qhov koj tuaj yeem ua tau.</p> <p>Yog tias koj xav kom kuv rov qab hais cov lus nug dua, thov hais paub.</p> <p>Tam sim no koj yuav pib Nyeem cov lus nug.</p>

Grades Three Through Twelve (Summative ELPAC)

Screen

Welcome to the Reading section of the ELPAC test.

Make sure your desk is clear of all books, backpacks, cell phones, and electronic devices. These may not be used during the test.

In this part of the test, you will read some passages and answer questions about them. Some passages may be student essays. Student essays may contain errors.

You must answer all the questions that go with each passage before you can go on to the next passage.

If you want any directions read to you during the test, just ask.

When you are ready, select **Next** to begin the Reading questions.

Recorded Audio (Gr. 3-12)	Translated Message
<p>(Audio) Welcome to the Reading section of the ELPAC test.</p> <p>Make sure your desk is clear of all books, backpacks, cell phones, and electronic devices. These may not be used during the test.</p> <p>In this part of the test, you will read some passages and answer questions about them. Some passages may be student essays. Student essays may contain errors.</p> <p>You must answer all the questions that go with each passage before you can go on to the next passage.</p> <p>If you want any directions read to you during the test, just ask.</p> <p>When you are ready, select Next to begin the Reading questions.</p>	<p>(Audio) Zoo siab txais tos rau Ntu Kev Nyeem ntawm ELPAC qhov kev kuaj ntsuas.</p> <p>Nco ntsoov tias saum koj lub rooj yuav tau tshem tag nrho cov ntawv, hnab ev ntawv, xov tooj ntawm tes, thiab cov khoom siv hluav taws xob. Cov no yuav siv tsis tau thaum kuaj ntsuas.</p> <p>Nyob rau ntu no, koj yuav nyeem ib cov kab ntawv thiab teb cov lus nug txog lawv. Qee kab ntawv kuj yog cov lus uas cov tub ntxhais kawm sau. Tub ntxhais kawm li ntawv sau tej zaum yuav muaj qhov yuam kev.</p> <p>Koj yuav tsum teb txhua cov lus nug uas mus nrog txhua zaj lus ua ntej koj yuav tuaj yeem mus txuas ntxiv rau zaj lus tom ntej.</p> <p>Yog tias koj xav tau cov lus qhia nyeem rau koj thaum kuaj, thov hais paub.</p> <p>Thaum koj npaj tau lawm, xaiv Mus Tom Ntej los pib Nyeem cov lus nug.</p>

Grades Three Through Twelve (Initial ELPAC)

Screen

Welcome to the Reading section of the ELPAC test.

Make sure your desk is clear of all books, backpacks, cell phones, and electronic devices. These may not be used during the test.

At the beginning of this section of the test, you will see some pictures and you will choose the sentence that matches the picture. After that, you will read some passages and answer questions about them. Some passages may be student essays. Student essays may contain errors.

You must answer all the questions that go with each passage before you can go on to the next passage.

If you want any directions read to you during the test, just ask.

When you are ready, select **Next** to begin the Reading questions.

Recorded Audio (Gr. 3-12)	Translated Message
<p>(Audio) Welcome to the Reading section of the ELPAC test.</p> <p>Make sure your desk is clear of all books, backpacks, cell phones, and electronic devices. These may not be used during the test.</p> <p>At the beginning of this section of the test, you will see some pictures and you will choose the sentence that matches the picture. After that, you will read some passages and answer questions about them. Some passages may be student essays. Student essays may contain errors.</p> <p>You must answer all the questions that go with each passage before you can go on to the next passage.</p> <p>If you want any directions read to you during the test, just ask.</p> <p>When you are ready, select Next to begin the Reading questions.</p>	<p>(Audio) Zoo siab txais tos rau Ntu Kev Nyeem ntawm ELPAC qhov kev kuaj ntsuas.</p> <p>Nco ntsoov tias saum koj lub rooj yuav tau tshem tag nrho cov ntawv, hnab ev ntawv, xov tooj ntawm tes, thiab cov khoom siv hluav taws xob. Cov no yuav siv tsis tau thaum kuaj ntsuas.</p> <p>Thaum pib ntawm tshooj lus ntawm ntu kev kuaj, koj yuav pom qee cov duab thiab koj yuav xaiv kab ntawv uas uas phim daim duab. Tom qab ntawd, koj yuav nyeem ib cov kab ntawv thiab teb cov lus nug txog lawv. Qee kab ntawv kuj yog cov lus uas cov tub ntxhais kawm sau. Tub ntxhais kawm li ntawv sau tej zaum yuav muaj qhov yuam kev.</p> <p>Koj yuav tsum teb txhua cov lus nug uas mus nrog txhua zaj lus ua ntej koj yuav tuaj yeem mus txuas ntxiv rau zaj lus tom ntej.</p> <p>Yog tias koj xav tau cov lus qhia nyeem rau koj thaum kuaj, thov hais paub.</p> <p>Thaum koj npaj tau lawm, xaiv Mus Tom Ntej los pib Nyeem cov lus nug.</p>

Kindergarten Through Grade Two Review Screen

Screen

Congratulations, you reached the end of the test!

Thank you for your attention and hard work.

If there are any questions you marked for review, they will be displayed in the box below. Please finish reviewing any questions you want to, then select Submit Test at the bottom of the screen.

Test Examiner (TE) Read Aloud (Gr. K-2)	Translated Message
<p>(TE SAY) Congratulations, you reached the end of the test!</p> <p>Thank you for your attention and hard work.</p>	<p>(TE SAY) Zoo siab ntau, koj mus txog qhov tiav kev kuaj lawm!</p> <p>Ua tsaug rau koj kev mloog thiab mob siab rau.</p>

Grades Three Through Twelve Review Screen

Screen

Congratulations, you reached the end of the test!

Thank you for your attention and hard work.

If there are any questions you marked for review, they will be displayed in the box below. Please finish reviewing any questions you want to, then select Submit Test at the bottom of the screen.

Recorded Audio (Gr. 3-12)	Translated Message
N/A (No recorded audio for this screen)	<p>(Screen text) Zoo siab ntau, koj mus txog qhov tiav kev kuaj lawm!</p> <p>Ua tsaug rau koj kev mloog thiab mob siab rau.</p> <p>Yog tias muaj lus nug uas koj cim rau kev tshuaj xyuas, lawv yuav tshwm rau ntawm lub thawv hauv qab no. Thov ua kom tiav kev soj ntsuam cov lus nug uas koj xav tau, tom qab ntawd xaiv Xa Kev Kuaj hauv qab ntawm qhov nab cos.</p>

Reading—task type directions

Task	Grade	Message	Translated Message
Read-Along Word with Scaffolding	Kindergarten	We are going to read together.	Peb yuav mus nyeem ua ke.
Read-Along Story with Scaffolding	Grades K-1	<p>We are going to read together.</p> <p><i>[Prompt language should remain in English]</i></p> <p>Point to where we should start reading. We will start reading here. Put your finger here. Follow along with your finger as I read.</p> <p><i>[Prompt language should remain in English]</i></p> <p>Now I will read the story to you. Listen while I read.</p>	<p>Peb yuav mus nyeem ua ke.</p> <p><i>[Cov lus txhawb yuav tsum cia nws ua Lus Askiv]</i></p> <p>Taw tes rau qhov chaw uas peb yuav tsum pib nyeem. Peb yuav pib nyeem ntawm no. Muab koj ntiv tes rau ntawm no. Raws kuv qab siv koj tus ntiv tes thaum kuv nyeem.</p> <p><i>[Cov lus txhawb yuav tsum cia nws ua Lus Askiv]</i></p> <p>Tam sim no kuv yuav nyeem zaj dab neeg rau koj. Mloog thaum kuv nyeem.</p>
Read-Along Information	Grades K-1	Now we are going to read together. Listen while I read.	Zeg no peb yuav mus nyeem ua ke. Mloog thaum kuv nyeem.
Read and Choose a Word	Grade 1	Look at the picture. Point to the word that matches the picture.	Saib ntawm daim duab. Taw tes rau lo lus uas phim daim duab.
Read and Choose a Word	Grade 2	Look at the picture. Choose the word that matches the picture.	Saib ntawm daim duab. Xaiv lo lus uas phim daim duab.
Read and Choose a Sentence	Grade 1	Look at the picture. Point to the sentence that matches the picture.	Saib ntawm daim duab. Taw tes rau kab ntawv uas phim daim duab.

Reading—task type directions (*continuation one*)

Task	Grade	Message	Translated Message
Read and Choose a Sentence	Grades 2-12	Look at the picture. Choose the sentence that matches the picture.	Saib ntawm daim duab. Xaiv kab ntawv uas phim daim duab.
Read a Short Informational Passage	Grade 1	Now you are going to read a text on your own. I will ask you some questions about what you have read.	Tam sim no koj mus nyeem ib cov kab ntawv ntawm koj tus kheej. Kuv yuav nug qee qhov lus nug uas koj tau nyeem.
Read a Short Informational Passage	Grades 2-12	Read the text, then answer the questions.	Nyeem cov kab ntawv, tom qab ntawd teb cov lus nug.
Read a Student Essay	Grades 3-12	A student has written an essay. The essay may include errors. Read the essay, then answer the questions.	Tus tub ntxhais kawm tau sau ib tsab ntawv. Tsab ntawv yuav muaj qhov tsis raug. Nyeem tsab ntawv, tom qab ntawd teb cov lus nug.
Read a Literary Passage	Grade 1	Now you are going to read a story on your own. Then you will answer questions about what you have read.	Tam sim no koj yuav mus nyeem zaj dab neeg ntawm koj tus kheej. Tom qab ntawv koj yuav teb cov lus nug hais txog cov koj tau nyeem.
Read a Literary Passage	Grades 2-12	Read the story, then answer the questions.	Nyeem zaj dab neeg, tom qab ntawd teb cov lus nug.
Read an Informational Passage	Grade 1	Now you will read a text on your own. Then you will answer some questions about what you have read.	Tam sim no koj yuav nyeem ib cov kab ntawv ntawm koj tus kheej. Tom qab ntawv koj yuav teb cov lus nug hais txog cov koj tau nyeem.
Read an Informational Passage	Grades 2-12	Read the text, then answer the questions.	Nyeem cov kab ntawv, tom qab ntawd teb cov lus nug.

Writing—Domain-level Directions

Kindergarten Through Grade Two

Screen

(No screen—all on paper)

Test Examiner (TE) Read Aloud (Gr. K-2)	Translated Message
<p>(TE SAY) Today, you will take the ELPAC Writing test. If you are unsure of how to respond to a question, just respond the best you can.</p> <p>In this part of the test, you will write your answers to some questions on paper.</p> <p>If you need any questions repeated, just ask.</p> <p>You will now begin the Writing questions.</p>	<p>(TE SAY) Hnub no, koj yuav ua ELPAC txoj kev xeeb ntawm Kev Sau Ntawv. Yog koj tsis paub tseeb ntawm qhov yuav teb lo lus nug li cas, tsuas teb raws li koj ua tau.</p> <p>Nyob rau ntu no, koj yuav sau koj cov lus teb rau tej cov lus nug rau hauv daim ntawv.</p> <p>Yog tias koj xav tau cov lus nug rov qab hais dua, thov hais paub.</p> <p>Tam sim no koj yuav pib Sau cov lus nug.</p>

Grades Three Through Twelve

Screen





Welcome to the Writing section of the ELPAC test.

Make sure your desk is clear of all books, backpacks, cell phones, and electronic devices. These may not be used during the test.

Each question on the Writing test has a  PLAY button. You can use the  PLAY button at any time to hear the questions again.

In this part of the test you will type your responses to questions in the boxes provided.

When you are ready, select **Next** to begin the Writing questions. Make sure to answer all questions in English.

Recorded Audio (Gr. 3-12)	Translated Message
<p>(Audio) Welcome to the Writing section of the ELPAC test.</p> <p>Make sure your desk is clear of all books, backpacks, cell phones, and electronic devices. These may not be used during the test.</p> <p>Each question on the Writing test has a  PLAY button. You can use the  PLAY button at any time to hear the questions again.</p> <p>In this part of the test you will type your responses to questions in the boxes provided.</p> <p>When you are ready, select Next to begin the Writing questions. Make sure to answer all questions in English.</p>	<p>(Audio) Zoo siab txais tos rau Ntu Kev Sau ntawm ELPAC qhov kev kuaj ntsuas.</p> <p>Nco ntsoov tias saum koj lub rooj yuav tau tshem tag nrho cov ntawv, hnab ev ntawv, xov tooj ntawm tes, thiab cov khoom siv hluav taws xob. Cov no yuav siv tsis tau thaum kuaj ntsuas.</p> <p>Txhua lo lus nug nyob rau kev kuaj los ntawm Kev Sau muaj a  lub pob nyem TSO. Koj tuaj yeem siv  lub pob nyem TSO tau txhua lub sij hawm los rov mloog cov lus nug ib zaug ntxiv.</p> <p>Hauv ntu no ntawm kev kuaj koj yuav ntaus koj cov lus teb rau cov lus nug hauv cov npov npaj cia.</p> <p>Thaum koj npaj tau lawm, xaiv Mus Tom Ntej los pib Sau cov lus nug. Nco ntsoov teb txhua nqe Lus Askiv.</p>

Grades Three Through Twelve Review Screen

Congratulations, you reached the end of the test!

Thank you for your attention and hard work.

If there are any questions you marked for review, they will be displayed in the box below. Please finish reviewing any questions you want to, then select Submit Test at the bottom of the screen.

Recorded Audio (Gr. 3-12)	Translated Message
<p>N/A (No recorded audio for this screen)</p>	<p>(Screen text) Zoo siab ntau, koj mus txog qhov tiav kev xeem lawm!</p> <p>Ua tsaug rau koj kev mloog thiab mob siab rau.</p> <p>Yog tias muaj lus nug uas koj cim rau kev tshuaj xyuas, lawv yuav tshwm rau ntawm lub thawv hauv qab no. Thov ua kom tiav kev soj ntsuam cov lus nug uas koj xav tau, tom qab ntawd xaiv Xa Kev Kuaj hauv qab ntawm qhov nab cos.</p>

Writing—task type directions

Task	Grade	Message	Translated Message
Label a Picture- Word, with Scaffolding	Grades K-1	Now we are going to write some letters and words together.	Tam sim no peb yuav los sau ib cov niam ntawv thiab cov lo lus ua ke.
Write a Story Together with Scaffolding	Grades K-2	We are going to write a story together.	Peb yuav mus sau ib zaj dab neeg ua ke.
Write an Informational Text Together	Grades 1-2	Now I am going to tell you some information. Listen carefully. Then we will write about what we have learned.	Tam sim no kuv yuav qhia koj qee ntaub ntawv kev paub.Mloog kom zoo.Tom qab ntawd peb yuav sau txog yam peb tau kawm.
Describe a Picture	Grade 1	In this part of the test, you will write a sentence on your own.	Hauv ntu no ntawm kev kuaj, koj yuav sau ib kab ntawv ntawm koj tus kheej.
Describe a Picture	Grade 2	Write about what is happening in the picture.	Sau txog yam uas tab tom tshwm sim hauv daim duab.

Writing—task type directions (*continuation one*)

Task	Grade	Message	Translated Message
Describe a Picture	Grades 3-12	Imagine that you and a partner are going to describe a picture. Your partner has started writing a paragraph about the picture. The paragraph may contain errors. Read your partner's paragraph and then follow the directions for answering the two questions.	Xav tias koj thiab ib tus khub tab tom mus piav qhia txog daim duab. Koj tus khub tau pib sau ib pawg ntawv txog daim duab. Qhov pawg ntawv yuav muaj qhov yuam kev. Nyeem koj tus khub pawg ntawv thiab tom qab ntawd ua raws cov lus qhia rau kev teb ob nqe lus nug ntawd.
Write About an Experience	Grade 1	<p>You are going to write in English about something that happened to you.</p> <p><i>[Prompt should remain in English]</i></p> <ul style="list-style-type: none"> • You should write at least one complete sentence. • Use descriptions, details, and examples to make your writing interesting. 	<p>Koj yuav tau sau ua Lus Askiv txog qee yam uas tau tshwm sim rau koj.</p> <p><i>[Lus tau qhia yuav tsum cia nws ua Lus Askiv]</i></p> <ul style="list-style-type: none"> • Koj yuav tsum sau yam tsawg kawg ib kab ntawv tiav. • Siv cov lus piav qhia, cov ntsiab lus, thiab lus piv txwv ua kom koj qhov kev sau ntawv raug siab.

Writing—task type directions (*continuation two*)

Task	Grade	Message	Translated Message
<p>Write About an Experience</p>	<p>Grade 2</p>	<p>You are going to write a paragraph in English about your personal experience.</p> <p><i>[Prompt should remain in English]</i></p> <ul style="list-style-type: none"> • Your paragraph should include at least three complete sentences. • Use descriptions, details, and examples to make your writing interesting. • Check your writing for correct grammar, capital letters, punctuation, and spelling. • Do not write outside the box. Please write neatly. 	<p>Koj yuav tau sau ib pawg ntawv ua Lus Askiv txog koj tus kheej kev paub.</p> <p><i>[Lus tau qhia yuav tsum cia nws ua Lus Askiv]</i></p> <ul style="list-style-type: none"> • Koj li pawg ntawv yuav tsum muaj tsawg kawg yog peb kab ntawv sau tiav. • Siv cov lus piav qhia, cov ntsiab lus, thiab lus piv txwv ua kom koj qhov kev sau ntawv raug siab. • Kuaj koj cov ntawv sau kom raug cov qauv ntawv, cov niam ntawv tus loj, cim ntawv, thiab sau ntawv kom raug. • Tsis txhob sau sab nraum lub thawv. Thov sau kom zoo.

Writing—task type directions (*continuation three*)

Task	Grade	Message	Translated Message
<p>Write About an Experience</p>	<p>Grades 3-12</p>	<p>In the following box, you are going to write a paragraph in English about your personal experience.</p> <p><i>[Recording of prompt is in English]</i></p> <ul style="list-style-type: none"> • Your paragraph should include at least three complete sentences and should have a beginning, a middle, and an end. • Use descriptions, details, and examples to make your writing interesting. • Check your writing for correct grammar, capital letters, punctuation, and spelling. 	<p>Hauv lub thawv hauv qab no, koj yuav tau sau ib pawg ntawv ua Lus Askiv txog koj tus kheej kev paub.</p> <p><i>[Ntaub ntawv teev tseg ntawm cov lus taw qhia cia ua Lus Askiv]</i></p> <ul style="list-style-type: none"> • Koj li pawg ntawv yuav tsum muaj tsawg kawg yog peb kab ntawv sau tiav thiab yuav tsum muaj qhov pib, nruab nrab, thiab qhov xaus. • Siv cov lus piav qhia, cov ntsiab lus, thiab lus piv txwv ua kom koj qhov kev sau ntawv raug siab. • Kuaj koj cov ntawv sau kom raug cov qauv ntawv, cov niam ntawv tus loj, cim ntawv, thiab sau ntawv kom raug.

Writing—task type directions (*continuation four*)

Task	Grade	Message	Translated Message
Write About Academic Information	Grades 3-5	Imagine that you are writing a description with a classmate. Your classmate filled in information in a graphic organizer. Read the details in the graphic organizer. Then use the information to answer the two questions.	Xav tias koj tab tom sau qhov piav qhia nrog ib tus phooj ywg sib koom chav kawm.Koj tus phooj ywg koom chav kawm ntxiv sau cov ntaub ntawv hauv tus teeb tsha kev kos duab.Nyeem cov ntsiab lus hauv tus teeb tsa kev kos duab.Tom qab ntawv siv cov ntaub ntawv los teb ob nqe lus nug
Write About Academic Information	Grades 6-12	Imagine that you are working on a group project. Some members of your group have created a graphic organizer. Use the information in the graphic organizer to answer the two questions.	Xav tias koj tab tom ua haujlwm ntawm pab pawg khoos kas.Qee tus tswv cuab ntawm koj pawg tau tsim tus teeb tsa kos duab.Siv cov ntaub ntawv hauv tus teeb tsa kos duab los teb ob nqe lus nug.

Writing—task type directions (*continuation five*)

Task	Grade	Message	Translated Message
Justify an Opinion	Grades 3-5	<p>In the following box, you are going to write at least <u>one paragraph</u> in English about an important issue.</p> <p><i>[Recording of prompt is in English]</i></p> <ul style="list-style-type: none"> • Think about what you will write before you begin writing. • State your opinion clearly and give two or more reasons to support your opinion. • The paragraph should include at least three complete sentences. • Check your writing for correct grammar, capital letters, punctuation, and spelling. 	<p>Hauv lub thawv hauv qab no, koj yuav tau sau yam tsawg kawg <u>ib pawg ntawv ua Lus Askiv</u> txog yam teeb meem tseem ceeb.</p> <p><i>[Ntaub ntawv teev tseg ntawm cov lus taw qhia cia ua Lus Askiv]</i></p> <ul style="list-style-type: none"> • Xav txog yam uas koj yuav sau ua ntej koj pib sau ntawv. • Qhia koj cov tswv yim kom meej thiab qhia ob qho los sis ntau qhov laj thawj los txhawb koj lub tswv yim. • Qhov pawg ntawv yuav tsum muaj tsawg kawg yog peb kab ntawv sau tiav. • Kuaj koj cov ntawv sau kom raug cov qauv ntawv, cov niam ntawv tus loj, cim ntawv, thiab sau ntawv kom raug.

Writing—task type directions (*continuation six*)

Task	Grade	Message	Translated Message
Justify an Opinion	Grades 6-12	<p>In the following box, you are going to write at least <u>two paragraphs</u> in English about an important issue.</p> <p><i>[Recording of prompt is in English]</i></p> <ul style="list-style-type: none"> • Think about what you will write before you begin writing. • State your opinion clearly and give two or more reasons to support your opinion. • The paragraphs should include at least three complete sentences. • Check your writing for correct grammar, capital letters, punctuation, and spelling. 	<p>Hauv lub npov hauv qab no, koj yuav tau sau yam tsawg kawg ob pawg ntawvua Lus Askiv txog yam teeb meem tseem ceeb.</p> <p><i>[Ntaub ntawv teev tseg ntawm cov lus taw qhia cia ua Lus Askiv]</i></p> <ul style="list-style-type: none"> • Xav txog yam uas koj yuav sau ua ntej koj pib sau ntawv. • Qhia koj cov tswv yim kom meej thiab qhia ob qho los sis ntau qhov laj thawj los txhawb koj lub tswv yim. • Cov pawg ntawv yuav tsum muaj tsawg kawg yog peb kab ntawv sau tiav. • Kuaj koj cov ntawv sau kom raug cov qauv ntawv, cov niam ntawv tus loj, cim ntawv, thiab sau ntawv kom raug.

Speaking—Domain-level Directions

Kindergarten Through Grade Two

Screen

Speaking Test

Spoken by Test Examiner (read aloud from the DFA)	Translated Message
<p>Today, you will take the ELPAC test. First, I am going to sign you in.</p> <p>[Follow login directions, including the recording check and sound and audio check]</p> <p>Remember to answer all of the questions in English. If you want me to repeat a question, you can ask me to. Now we are going to begin.</p>	<p>Hnub no, koj yuav xeeb ELPAC. Kuv yuav rau koj npe nkag mus rau hauv.</p> <p>[Ua raws li cov lus qhia kev nkag mus, suav nrog cov kev tshuaj xyuas kev teev cia thiab suab thiab lus kaw]</p> <p>Nco ntsoov teb txhua nqe ntawm cov lus nug ua Lus Askiv. Yog tias koj xav kom kuv rov qab hais cov lus nug dua, koj tuaj yeem noog kuv. Tam sim no peb tab tom yuav pib.</p>

Grades Three Through Twelve

Screen

Speaking Test

Spoken by Test Examiner (read aloud from the DFA)	Translated Message
<p>Today you will take the Speaking section of the ELPAC. First, I am going to sign you in.</p> <p>[Follow login directions, including the recording check and sound and audio check]</p> <p>Remember to answer all of the questions in English. If you want me to repeat a question, you can ask me to. Now we are going to begin.</p>	<p>Hnub no koj yuav kawm ntu Hais Lus ntawm ELPAC. Ua ntej, kev yuav rau koj npe nkag mus rau hauv.</p> <p>[Ua raws li cov lus qhia kev nkag mus, suav nrog cov kev tshuaj xyuas kev teev cia thiab suab thiab lus kaw]</p> <p>Nco ntsoov teb txhua nqe ntawm cov lus nug ua Lus Askiv. Yog tias koj xav kom kuv rov qab hais cov lus nug dua, koj tuaj yeem noog kuv. Tam sim no peb tab tom yuav los pib.</p>

Kindergarten Through Grade 12 Review Screen

Screen

Congratulations, you reached the end of the test!

Thank you for your attention and hard work.

If there are any questions you marked for review, they will be displayed in the box below. Please finish reviewing any questions you want to, then select Submit Test at the bottom of the screen.

Spoken by Test Examiner (read aloud from the DFA)	Translated Message
<p>This is the end of the Speaking test. Thank you for your attention and hard work.</p>	<p>Ntawm no yog ntu kawg ntawm kev kuaj Kev Hais Lus.Ua tsaug rau koj kev mloog thiab mob siab rau.</p>

Speaking—task type directions

Task	Grade	Message	Translated Message
Talk About a Scene	Grades K-12	Look at the picture. I am going to ask you some questions about it.	Saib ntawm daim duab.Kuv yuav nug koj ib cov lus txog nws.
Speech Functions	Grades 2-5	I am going to tell you about a situation that could happen to you. Then, tell me what you would say.	Kuv yuav qhia rau koj txog qhov xwm txheej uas yuav tshwm sim rau koj.Tom qab ntawd, qhia kuv seb koj yuav hais li cas.
Speech Functions	Grades 6-12	I'm going to tell you about a situation that could happen to you. Then, tell me what you would say. Make sure your answer is appropriate for your audience.	Kuv yuav qhia rau koj txog qhov xwm txheej uas yuav tshwm sim rau koj.Tom qab ntawd, qhia kuv seb koj yuav hais li cas.Ua kom zoo tias koj cov lus teb yog qhov tsim nyog rau koj cov neeg mloog.
Support an Opinion	Grades K-12	I am going to ask you for your opinion.	Kuv yuav nug koj txog koj li kev xav.

Speaking—task type directions (*continuation one*)

Task	Grade	Message	Translated Message
Retell a Narrative	Grade K-5	<p>Look at the pictures. I am going to tell you a story about the pictures. Listen carefully. You will hear the story only once. When I am finished, you will use the pictures to tell the story back to me.</p>	<p>Saib ntwam cov duab. Kuv tab tom yuav qhia koj ib zaj dab neeg txog cov duab.Mloog kom zoo.Koj yuav hnov txoj dab neeg ib zaug xwb.Thaum kuv ua tiav lawm, koj yuav use cov duab los qhia txoj dab neeg rov qab rau kuv.</p>
Present and Discuss Information	Grades 6-12	<p>I am going to ask you to talk about a graphic. Look at the graphic. <i>[Prompt should remain in English]</i> Take some time to read the graphic to yourself. Let me know when you are ready for me to ask you a question.</p>	<p>Kuv yuav kom koj hais qhia txog cov duab kos.Saib ntwam daim duab kos. <i>[Lus taw qhia yuav tsum cia nws ua Lus Askiv]</i> Siv tej lub sij hawm los nyeem daim duab kos rau koj tus kheej. Qhia rau kuv paub thaum koj npaj txhij rau kuv los nug koj ib qho lus nug.</p>
Summarize an Academic Presentation	Grade K-2	<p>I am going to tell you some information. Listen carefully. You will hear the information only once. When I am finished, you will tell me about the information.</p>	<p>Kuv yuav qhia koj qee ntaub ntawv kev paub.Mloog kom zoo.Koj yuav hnov txoj cov ntaub ntawv kev paub ib zaug xwb.Thaum kuv ua tiav lawm, koj yuav qhia kuv txog cov ntaub ntawv qhia paub ntawd.</p>

Speaking—task type directions (*continuation two*)

Task	Grade	Message	Translated Message
<p>Summarize an Academic Presentation</p>	<p>Grades 3-12</p>	<p>In this part of the test, you will listen to a recorded presentation. Please do not pause the presentation once it begins or select any buttons on the screen. Please do not touch your device until the presentation ends. Doing so can cause the test to stop.</p> <p>You are going to listen to some information. You will hear the information only once. There are pictures on the screen that go along with the information. You may take notes as you listen.</p> <p>When the presentation ends you will summarize the information you heard. You will explain the topic, include all the steps in the demonstration, and use relevant details and clear language.</p>	<p>Nyob hauv ntu ntawm kev xeem no, koj yuav mloog txog qhov kev nthuav qhia kaw tseg. Thov tsis txhob nres qhov kev nthuav qhia thaum uas nws pib lawm los sis xaiv cov pob nias twg hauv lub nab cos. Thov tsis txhob tuav koj lub cuab yeej kom txog thaum qhov kev nthuav qhia kawg. Kev ua li ntawd yuav tuaj yeem ua rau qhov kev kuaj tsum tau.</p> <p>Koj tab tom yuav mloog txog qee cov ntaub ntawv. Koj yuav hnov cov ntaub ntawv ib zaug nkaus xwb. Muaj cov duab nyob hauv lub nab cos uas mus ua ke nrog cov ntaub ntawv. Koj tuaj yeem sau cim tseg thaum koj mloog.</p> <p>Thaum qhov kev nthuav qhia xaus koj yuav piav cov ntsiab lus uas koj tau hnov. Koj yuav piav qhia txog qhov ntsiab lus, suav nrog txhua kauj ruam hauv kev ua qauv qhia thiab siv cov ntsiab lus cuam tshuam thiab cov lus meej.</p>