

English Language Proficiency Assessments for California (ELPAC) Mandarin Translated Test Directions All Grades

- This document provides the translations of the test directions. A biliterate student or adult can read these directions in conjunction with the ELPAC test.
- This document contains the English message either observed on the computer screen, spoken by the test examiner, or recorded on audio followed by the translation.

Listening—Domain-level Directions

Kindergarten Through Grade One

Screen

Listening Test


Test Examiner (TE) Read Aloud (Gr. K - 1)	Translated Message
<p>(TE SAY) Welcome to the Listening section of the ELPAC test.</p> <p>If you are having trouble hearing the test, let me know. In this part of the test, you will listen carefully. Then you will tell me your answers to some questions. You will point to your answer or use words to say your answer aloud. If you are unsure of how to respond to a question, just respond the best you can. If you need any questions repeated, just ask.</p> <p>You will now begin the Listening questions.</p>	<p>(TE SAY) 欢迎参加加州英语语言能力评估 (ELPAC)的听力部分。</p> <p>如果您在听清测试题目方面有困难，那么请告诉我。在测试的这一部分中，请您认真听辨，然后，请您告诉我您对一些问题的答案。请您指向您的答案或用词语大声说出您的答案。如果您不确定如何回答某问题，那么请尽最大努力回答。如果您需要再次听取任何问题，那么请尽管提出。</p> <p>现在将开始听力题。</p>

Grade Two

Screen

Welcome to the Listening section of the ELPAC test.







Make sure your desk is clear of all books, backpacks, cell phones, and electronic devices. These may not be used during the test.

In the Listening section, you will hear conversations, stories, and presentations. Use the  PLAY button to listen to them. You will hear them only once, so listen carefully.

Each question on the Listening test has a  PLAY button. You can use the  PLAY button at any time to hear the questions again.

If you ever need help with the directions or the computer, just ask.

When you are ready, select **Next** to begin the Listening questions.


Recorded Audio (Gr. 2)	Translated Message
<p>(Audio) Welcome to the Listening section of the ELPAC test.</p> <p>Make sure your desk is clear of all books, backpacks, cell phones, and electronic devices. These may not be used during the test.</p> <p>In the Listening section, you will hear conversations, stories, and presentations. Use the  PLAY button to listen to them. You will hear them only once, so listen carefully.</p> <p>Each question on the Listening test has a  PLAY button. You can use the  PLAY button at any time to hear the questions again.</p> <p>If you ever need help with the directions or the computer, just ask.</p> <p>When you are ready, select Next to begin the Listening questions.</p>	<p>(Audio) 欢迎参加加州英语语言能力评估 (ELPAC)的听力部分。</p> <p>请确保您的桌子上没有书籍、背包、手机和电子设备。在测试期间不能使用这些物品。</p> <p>在听力部分，您将听到对话、故事和演讲。请使用  “播放” (PLAY)按钮播放这些内容。这些内容只能听一遍，所以请认真听。</p> <p>听力测试中的每个问题都有一个  “播放” (PLAY)按钮。您可以随时使用  “播放” (PLAY)按钮，以再次听取问题。</p> <p>如果您需要有关指示或计算机的帮助，那么请尽管提出。</p> <p>您准备好后，请选择“下一步” (Next)以开始听力题。</p>

Grades Three Through Five

Screen

Welcome to the Listening section of the ELPAC test.







Make sure your desk is clear of all books, backpacks, cell phones, and electronic devices. These may not be used during the test.

In the Listening section, you will hear conversations, stories, and presentations. Use the  PLAY button to listen to them. You will hear them only once, so listen carefully.

Each question on the Listening test has a  PLAY button. You can use the  PLAY button at any time to hear the questions again.

As you listen, you may take notes on scratch paper or you may take notes in the notepad section of the test.

When you are ready, select **Next** to begin the Listening questions.


Recorded Audio (Gr. 3 – 5)	Translated Message
<p>(Audio) Welcome to the Listening section of the ELPAC test.</p> <p>Make sure your desk is clear of all books, backpacks, cell phones, and electronic devices. These may not be used during the test.</p> <p>In the Listening section, you will hear conversations, stories, and presentations. Use the  PLAY button to listen to them. You will hear them only once, so listen carefully.</p> <p>Each question on the Listening test has a  PLAY button. You can use the  PLAY button at any time to hear the questions again.</p> <p>As you listen, you may take notes on scratch paper or you may take notes in the notepad section of the test.</p> <p>When you are ready, select Next to begin the Listening questions.</p>	<p>(Audio) 欢迎参加加州英语语言能力评估 (ELPAC)的听力部分。</p> <p>请确保您的桌子上没有书籍、背包、手机和电子设备。在测试期间不能使用这些物品。</p> <p>在听力部分，您将听到对话、故事和演讲。使用  “播放” (PLAY)按钮播放这些内容。些内容只能听一遍，所以请认真听。</p> <p>听力测试中的每个问题都有一个  “播放” (PLAY)按钮。您可以随时使用  “播放” (PLAY)按钮，以再次听取问题。</p> <p>您可一边听一边在草稿纸上记笔记，或在测试的记事本版块记笔记。</p> <p>您准备好后，请选择“下一步” (Next)以开始听力题。</p>

Grades Six Through Twelve

Screen

Welcome to the Listening section of the ELPAC test.







Make sure your desk is clear of all books, backpacks, cell phones, and electronic devices. These may not be used during the test.

In the Listening section, you will hear conversations and presentations. Use the  PLAY button to listen to them. You will hear them only once, so listen carefully.

Each question on the Listening test has a  PLAY button. You can use the  PLAY button at any time to hear the questions again.

As you listen, you may take notes on scratch paper or you may take notes in the notepad section of the test.

When you are ready, select **Next** to begin the Listening questions.

Recorded Audio (Gr. 6 - 12)	Translated Message
<p>(Audio) Welcome to the Listening section of the ELPAC test.</p> <p>Make sure your desk is clear of all books, backpacks, cell phones, and electronic devices. These may not be used during the test.</p> <p>In the Listening section, you will hear conversations and presentations. Use the  PLAY button to listen to them. You will hear them only once, so listen carefully.</p> <p>Each question on the Listening test has a  PLAY button. You can use the  PLAY button at any time to hear the questions again.</p> <p>As you listen, you may take notes on scratch paper or you may take notes in the notepad section of the test.</p> <p>When you are ready, select Next to begin the Listening questions.</p>	<p>(Audio) 欢迎参加加州英语语言能力评估 (ELPAC)的听力部分。</p> <p>请确保您的桌子上没有书籍、背包、手机和电子设备。在测试期间不能使用这些物品。</p> <p>在听力部分，您将听到对话和演讲。请使用  “播放” (PLAY)按钮播放这些内容。这些内容只能听一遍，所以请认真听。</p> <p>听力测试中的每个问题都有一个  “播放” (PLAY)按钮。您可以随时使用  “播放” (PLAY)按钮，以再次听取问题。</p> <p>您可一边听一边在草稿纸上记笔记，或在测试的记事本版块记笔记。</p> <p>您准备好后，请选择“下一步” (Next)以开始听力题。</p>

Kindergarten Through Grade Two Review Screen

Screen

Congratulations, you reached the end of the Listening test!

Thank you for your attention and hard work.

If there are any questions you marked for review, they will be displayed in the box below. Please finish reviewing any questions you want to, then select Submit Test at the bottom of the screen.

Test Examiner (TE) Read Aloud (Gr. K - 2)	Translated Message
<p>(TE SAY) Congratulations, you reached the end of the Listening test!</p> <p>Thank you for your attention and hard work.</p>	<p>(TE SAY) 恭喜您，现在到了听力测试的结尾！</p> <p>感谢您投入注意力和精力。</p>

Grades Three Through Twelve Review Screen

Screen

Congratulations, you reached the end of the Listening test!

Thank you for your attention and hard work.

If there are any questions you marked for review, they will be displayed in the box below. Please finish reviewing any questions you want to, then select Submit Test at the bottom of the screen.

Recorded Audio (Gr. 3 - 12)	Translated Message
<p>N/A (No recorded audio for this screen)</p>	<p>恭喜您，现在到了听力测试的结尾！</p> <p>感谢您投入注意力和精力。</p> <p>如果您标记了需要检查的任何问题，那么它们将显示在下面的框中。请检查完您想检查的任何问题，然后选择屏幕底部的“提交测试” (Submit Test)。</p>

Listening—task type directions

Task	Grade	Message	Translated Message
Listen to a Short Exchange	Grades K - 12	Listen to a conversation.	请听一段对话。
Listen to a Classroom Conversation	Grades K - 12	Listen to a conversation.	请听一段对话。
Listen to a Story	Grades K - 5	Listen to a story.	请听一个故事。
Listen to an Oral Presentation	Grades K - 12	Listen to some information.	请听一些信息。
Listen to a Speaker Support an Opinion	Grades 6 - 12	Listen to a conversation.	请听一段对话。

Reading—Domain-level Directions

Kindergarten Through Grade One

Screen

Reading Test

Test Examiner (TE) Read Aloud (Gr. K - 1)	Translated Message
<p>(TE SAY) This is the Reading section of the ELPAC test.</p> <p>In this part of the test, we are going to read together. I will ask you some questions. You will point to your answer or tell me your answer with words. If you are unsure of how to respond to a question, just respond the best you can. If you need me to repeat a question, just ask.</p> <p>You will now begin the Reading questions.</p>	<p>(TE SAY) 是加州英语语言能力评估 (ELPAC) 的阅读部分。</p> <p>在测试的这一部分中，我们将一起阅读。我将向您提出一些问题。请您指向您的答案或用词语告诉我您的答案。如果您不确定如何回答某问题，那么请尽最大努力回答。</p> <p>如果您需要我重复某问题，那么请尽管提出。</p> <p>现在将开始阅读题。</p>

Grade Two

Screen

Welcome to the Reading section of the ELPAC test.

Make sure your desk is clear of all books, backpacks, cell phones, and electronic devices. These may not be used during the test.

At the beginning of this section of the test, you will see some pictures and you will choose the word or sentence that matches the picture. After that, you will read some passages and answer questions about them.

If you ever want the directions read out loud to you or need help with the computer, just ask.

When you are ready, select **Next** to begin the Reading questions.

Test Examiner (TE) Read Aloud (Gr. 2)	Translated Message
<p>(TE SAY) Welcome to the Reading section of the ELPAC test.</p> <p>Make sure your desk is clear of all books, backpacks, cell phones, and electronic devices. These may not be used during the test.</p> <p>At the beginning of this section of the test, you will see some pictures and you will choose the word or sentence that matches the picture. After that, you will read some passages and answer questions about them.</p> <p>If you ever want the directions read out loud to you or need help with the computer, just ask.</p> <p>When you are ready, select Next to begin the Reading questions.</p>	<p>(TE SAY) 欢迎参加加州英语语言能力评估 (ELPAC) 的阅读部分。</p> <p>请确保您的桌子上没有书籍、背包、手机和电子设备。在测试期间不能使用这些物品。</p> <p>在测试的这一部分开始时，您将看到一些图片，请您选择与图片匹配的词语或句子。此后，请您阅读一些片段，然后回答有关它们的问题。</p> <p>如果您希望我向您大声朗读任务说明或需要计算机方面的帮助，那么请尽管提出。</p> <p>您准备好后，请选择“下一步” (Next) 以开始阅读题。</p>

Grades Three Through Twelve (Summative ELPAC)

Screen

Welcome to the Reading section of the ELPAC test.

Make sure your desk is clear of all books, backpacks, cell phones, and electronic devices. These may not be used during the test.

In this part of the test, you will read some passages and answer questions about them. Some passages may be student essays. Student essays may contain errors. If you want any directions read to you during the test, just ask.

When you are ready, select **Next** to begin the Reading questions.

Recorded Audio (Gr. 3 - 12)	Translated Message
<p>(Audio) Welcome to the Reading section of the ELPAC test.</p> <p>Make sure your desk is clear of all books, backpacks, cell phones, and electronic devices. These may not be used during the test.</p> <p>In this part of the test, you will read some passages and answer questions about them. Some passages may be student essays. Student essays may contain errors. If you want any directions read to you during the test, just ask.</p> <p>When you are ready, select Next to begin the Reading questions.</p>	<p>(Audio) 欢迎参加加州英语语言能力评估 (ELPAC) 的阅读部分。</p> <p>请确保您的桌子上没有书籍、背包、手机和电子设备。在测试期间不能使用这些物品。</p> <p>在测试的这一部分，请您阅读一些片段，然后回答有关它们的问题。有些片段可能是学生作文。学生作文可能包含错误。如果您希望我在测试期间向您朗读任何任务说明，那么请尽管提出。</p> <p>您准备好后，请选择“下一步” (Next) 以开始阅读题。</p>

Grades Three Through Twelve (Initial ELPAC)

Screen

Welcome to the Reading section of the ELPAC test.

Make sure your desk is clear of all books, backpacks, cell phones, and electronic devices. These may not be used during the test.

At the beginning of this section of the test, you will see some pictures and you will choose the sentence that matches the picture. After that, you will read some passages and answer questions about them. Some passages may be student essays. Student essays may contain errors. If you want any directions read to you during the test, just ask.

When you are ready, select **Next** to begin the Reading questions.

Recorded Audio (Gr. 3 - 12)	Translated Message
<p>(Audio) Welcome to the Reading section of the ELPAC test.</p> <p>Make sure your desk is clear of all books, backpacks, cell phones, and electronic devices. These may not be used during the test.</p> <p>At the beginning of this section of the test, you will see some pictures and you will choose the sentence that matches the picture. After that, you will read some passages and answer questions about them. Some passages may be student essays. Student essays may contain errors. If you want any directions read to you during the test, just ask.</p> <p>When you are ready, select Next to begin the Reading questions.</p>	<p>(Audio) 欢迎参加加州英语语言能力评估 (ELPAC) 的阅读部分。</p> <p>请确保您的桌子上没有书籍、背包、手机和电子设备。在测试期间不能使用这些物品。</p> <p>在测试的这一部分开始时，您将看到一些图片，请您选择与图片匹配的句子。此后，请您阅读一些片段，然后回答有关它们的问题。有些片段可能是学生作文。学生作文可能包含错误。如果您希望我在测试期间向您朗读任何任务说明，那么请尽管提出。</p> <p>您准备好后，请选择“下一步” (Next) 以开始阅读题。</p>

Kindergarten Through Grade Two Review Screen

Congratulations, you reached the end of the Reading test!

Thank you for your attention and hard work.

If there are any questions you marked for review, they will be displayed in the box below. Please finish reviewing any questions you want to, then select Submit Test at the bottom of the screen.

Test Examiner (TE) Read Aloud (Gr. K - 2)	Translated Message
<p>(TE SAY) Congratulations, you reached the end of the Reading test!</p> <p>Thank you for your attention and hard work.</p>	<p>(TE SAY) 恭喜您，现在到了阅读测试的结尾！</p> <p>感谢您投入注意力和精力。</p>

Grades Three Through Twelve Review Screen

Screen

Congratulations, you reached the end of the Listening test!

Thank you for your attention and hard work.

If there are any questions you marked for review, they will be displayed in the box below. Please finish reviewing any questions you want to, then select Submit Test at the bottom of the screen.

Recorded Audio (Gr. 3 - 12)	Translated Message
N/A (No recorded audio for this screen)	<p>恭喜您，现在到了阅读测试的结尾！</p> <p>感谢您投入注意力和精力。</p> <p>如果您标记了需要检查的任何问题，那么它们将显示在下面的框中。请检查完您想检查的任何问题，然后选择屏幕底部的“提交测试” (Submit Test)。</p>

Reading—task type directions

Task	Grade	Message	Translated Message
Read-Along Word with Scaffolding	Grades K - 1	We are going to read together.	我们将一起阅读。

Reading—task type directions (*continuation one*)

			Translated Message
Read-Along Story with Scaffolding	Grades K - 1	<p>We are going to read together.</p> <p><i>[Prompt language should remain in English]</i></p> <p>Point to where we should start reading.</p> <p>We will start reading here. Put your finger here. Follow along with your finger as I read.</p> <p><i>[Prompt language should remain in English]</i></p> <p>Now I will read the story to you. Listen while I read.</p>	<p>我们将一起阅读。</p> <p>【提示语言应保留为英文】</p> <p>请指向我们应开始阅读的地方。</p> <p>我们将从这里开始阅读。请把手指放在这里。请您随着我的朗读移动您的手指。</p> <p>【提示语言应保留为英文】</p> <p>现在我给您读个故事。请在我朗读时注意听。</p>
Read-Along Information	Grades K - 1	<p>Now we are going to read together. Listen while I read.</p>	<p>现在我们将一起阅读。请在我朗读时注意听。</p>
Read and Choose a Word	Grade 1	<p>Look at the picture. Point to the word that matches the picture.</p>	<p>请看图片。请指向与图片匹配的词语。</p>
Read and Choose a Word	Grade 2	<p>Look at the picture. Choose the word that matches the picture.</p>	<p>请看图片。请选择与图片匹配的词语。</p>
Read and Choose a Sentence	Grade 1	<p>Look at the picture. Point to the sentence that matches the picture.</p>	<p>请看图片。请指向与图片匹配的句子。</p>

Reading—task type directions (*continuation two*)

Task	Grade	Message	Translated Message
Read and Choose a Sentence	Grades 2 - 12	Look at the picture. Choose the sentence that matches the picture.	请看图片。请选择与图片匹配的句子。
Read a Short Informational Passage	Grade 1	Now you are going to read a text on your own. I will ask you some questions about what you have read.	现在，请您自己阅读文本。我将向您提出关于您所阅读内容的一些问题。
Read a Short Informational Passage	Grades 2 - 12	Read the text, then answer the questions.	请阅读文本，然后回答问题。
Read a Student Essay	Grades 3 - 12	A student has written an essay. The essay may include errors. Read the essay, then answer the questions.	一名学生写了一篇作文。作文可能包含错误。请阅读文章，然后回答问题。
Read a Literary Passage	Grade 1	Now you are going to read a story on your own. Then you will answer questions about what you have read.	现在，请您自己阅读故事。然后，请您回答关于您所阅读内容的一些问题。
Read a Literary Passage	Grades 2 - 12	Read the story, then answer the questions.	请阅读故事，然后回答问题。
Read an Informational Passage	Grade 1	Now you will read a text on your own. Then you will answer some questions about what you have read.	现在，请您自己阅读文本。然后，请您回答关于您所阅读内容的一些问题。

Reading—task type directions (*continuation three*)

Task	Grade	Message	Translated Message
Read an Informational Passage	Grades 2 - 12	Read the text, then answer the questions.	请阅读文本，然后回答问题。

Writing—Domain-level Directions

Kindergarten Through Grade Two

Screen

(No screen—all on paper)

Test Examiner (TE) Read Aloud (Gr. K - 2)	Translated Message
<p>(TE SAY) Today, you will take the ELPAC Writing test.</p> <p>In this part of the test, you will write your answers to some questions on paper. If you are unsure of how to respond to a question, just respond the best you can.</p> <p>If you need any questions repeated, just ask.</p> <p>You will now begin the Writing questions.</p>	<p>(TE SAY) 今天，您将参加加州英语语言能力评估(ELPAC)写作测试。</p> <p>在测试的这一部分，请您在纸上写下您对一些问题的回答。如果您不确定如何回答某问题，那么请尽最大努力回答。</p> <p>如果您需要再次听取任何问题，那么请尽管提出。</p> <p>现在将开始写作题。</p>

Grades Three Through Twelve

Screen





Welcome to the Writing section of the ELPAC test.

Make sure your desk is clear of all books, backpacks, cell phones, and electronic devices. These may not be used during the test.

Each question on the Writing test has a  PLAY button. You can use the  PLAY button at any time to hear the questions again.

In this part of the test you will type your responses to questions in the boxes provided.

When you are ready, select **Next** to begin the Writing questions. Make sure to answer all questions in English.

Recorded Audio (Gr. 3 - 12)	Translated Message
<p>(Audio) Welcome to the Writing section of the ELPAC test.</p> <p>Make sure your desk is clear of all books, backpacks, cell phones, and electronic devices. These may not be used during the test.</p> <p>Each question on the Writing test has a  PLAY button. You can use the  PLAY button at any time to hear the questions again.</p> <p>In this part of the test you will type your responses to questions in the boxes provided.</p> <p>When you are ready, select Next to begin the Writing questions. Make sure to answer all questions in English.</p>	<p>(Audio) 欢迎参加加州英语语言能力评估 (ELPAC)的写作部分。</p> <p>请确保您的桌子上没有书籍、背包、手机和电子设备。在测试期间不能使用这些物品。</p> <p>写作测试中的每个问题都有一个  “播放” (PLAY)按钮。您可以随时使用  “播放” (PLAY)按钮，以再次听取问题。</p> <p>在测试的这一部分，请您在提供的框中输入您对问题的回答。</p> <p>您准备好后，请选择“下一步” (Next)以开始写作题。请务必用英语回答所有问题。</p>

Grades Three Through Twelve Review Screen

Congratulations, you reached the end of the Listening test!

Thank you for your attention and hard work.

If there are any questions you marked for review, they will be displayed in the box below. Please finish reviewing any questions you want to, then select Submit Test at the bottom of the screen.

Recorded Audio (Gr. 3 - 12)	Translated Message
<p>N/A (No recorded audio for this screen)</p>	<p>恭喜您，现在到了写作测试的结尾！</p> <p>感谢您投入注意力和精力。</p> <p>如果您标记了需要检查的任何问题，那么它们将显示在下面的框中。请检查完您想检查的任何问题，然后选择屏幕底部的“提交测试” (Submit Test)。</p>

Writing—task type directions

Task	Grade	Message	Translated Message
Label a Picture - Word, with Scaffolding	Grades K - 1	Now we are going to write some letters and words together.	现在，我们将一起写一些字母和词语。
Write a Story Together with Scaffolding	Grades K - 2	We are going to write a story together.	我们将一起写故事。
Write an Informational Text Together	Grades 1 - 2	Now I am going to tell you some information. Listen carefully. Then we will write about what we have learned.	现在我将告诉您一些信息。请认真听。然后，我们将写下我们了解到的内容。
Describe a Picture	Grade 1	In this part of the test, you will write a sentence on your own.	在测试的这一部分中，请您自己写句子。
Describe a Picture	Grades 3 - 12	Imagine that you and a partner are going to describe a picture. Your partner has started writing a paragraph about the picture. The paragraph may contain errors. Read your partner's paragraph and then follow the directions for answering the two questions.	假设您和伙伴要描述一幅图片。您的伙伴已开始写关于图片的段落。这个段落可能包含错误。请阅读您伙伴的段落，然后按照说明回答两个问题。

Writing—task type directions (*continuation one*)

			Translated Message
Write About an Experience	Grade 1	<p>You are going to write in English about something that happened to you.</p> <p><i>[Prompt should remain in English]</i></p> <ul style="list-style-type: none"> You should write at least one complete sentence. Use descriptions, details, and examples to make your writing interesting. 	<p>请您用英语写下发生在您身上的事情。</p> <p>【提示应保留为英文】</p> <ul style="list-style-type: none"> 您应写出至少一个完整的句子。 请使用描述、细节和示例，以写出有趣的内容。

Writing—task type directions (*continuation two*)

			Translated Message
Write About an Experience	Grade 2	<p>You are going to write a paragraph in English about your personal experience.</p> <p><i>[Prompt should remain in English]</i></p> <ul style="list-style-type: none"> • Your paragraph should include at least three complete sentences. • Use descriptions, details, and examples to make your writing interesting. • Check your writing for correct grammar, capital letters, punctuation, and spelling. • Do not write outside the box. Please write neatly. 	<p>请您用英语写出关于您个人经历的段落。</p> <p>【提示应保留为英文】</p> <ul style="list-style-type: none"> • 您的段落应包括至少三个完整的句子。 • 请使用描述、细节和示例，以写出有趣的内容。 • 请检查您写作中的语法、大写字母、标点符号和拼写是否正确。 • 请不要写在框外。请整洁书写。

Writing—task type directions (*continuation three*)

			Translated Message
Write About an Experience	Grades 3 - 12	<p>In the following box, you are going to write a paragraph in English about your personal experience.</p> <p><i>[Recording of prompt is in English]</i></p> <ul style="list-style-type: none"> • Your paragraph should include at least three complete sentences and should have a beginning, a middle, and an end. • Use descriptions, details, and examples to make your writing interesting. • Check your writing for correct grammar, capital letters, punctuation, and spelling. 	<p>请您在下面的框中用英语写出关于您个人经历的段落。</p> <p>【提示录音用英文】</p> <ul style="list-style-type: none"> • 您的段落应包括至少三个完整的句子，并且应有开头、中间和结尾。 • 请使用描述、细节和示例，以写出有趣的内容。 • 请检查您写作中的语法、大写字母、标点符号和拼写是否正确。

Writing—task type directions (*continuation four*)

			Translated Message
Write About Academic Information	Grades 3 - 5	Imagine that you are writing a description with a classmate. Your classmate filled in information in a graphic organizer. Read the details in the graphic organizer. Then use the information to answer the two questions.	假设您正在和同学一起写一篇描述文。您的同学在图形组织器中填写了信息。请阅读图形组织器中的详细信息。然后使用这些信息回答两个问题。
Write About Academic Information	Grades 6 - 12	Imagine that you are working on a group project. Some members of your group have created a graphic organizer. Use the information in the graphic organizer to answer the two questions.	假设您正在开展一个小组项目。您组中的某些成员已创建图形组织器。请使用图形组织器中的信息来回回答两个问题。

Writing—task type directions (*continuation five*)

			Translated Message
Justify an Opinion	Grades 3 - 5	<p>In the following box, you are going to write at least <u>one paragraph</u> in English about an important issue.</p> <p><i>[Recording of prompt is in English]</i></p> <ul style="list-style-type: none"> • Think about what you will write before you begin writing. • State your opinion clearly and give two or more reasons to support your opinion. • The paragraph should include at least three complete sentences. • Check your writing for correct grammar, capital letters, punctuation, and spelling. 	<p>请您在下面的框中用英语写出关于某重要问题的至少<u>一个段落</u>。</p> <p>【提示录音用英文】</p> <ul style="list-style-type: none"> • 请在开始写作之前考虑一下您会写什么。 • 请清晰地陈述您的意见，并给出支持您意见的两个或多个理由。 • 一个段落应包括至少三个完整的句子。 • 请检查您写作中的语法、大写字母、标点符号和拼写是否正确。

Writing—task type directions (*continuation six*)

			Translated Message
Justify an Opinion	Grades 6 - 12	<p>In the following box, you are going to write at least <u>two paragraphs</u> in English about an important issue. <i>[Recording of prompt is in English]</i></p> <ul style="list-style-type: none"> • Think about what you will write before you begin writing. • State your opinion clearly and give two or more reasons to support your opinion. • The paragraphs should include at least three complete sentences. • Check your writing for correct grammar, capital letters, punctuation, and spelling. 	<p>请您在下面的框中用英语写出关于某重要问题的至少<u>两个段落</u>。</p> <p>【提示录音用英文】</p> <ul style="list-style-type: none"> • 请在开始写作之前考虑一下您会写什么。 • 请清晰地陈述您的意见，并给出支持您意见的两个或多个理由。 • 些段落应包括至少三个完整的句子。 • 请检查您写作中的语法、大写字母、标点符号和拼写是否正确。

Speaking—Domain-level Directions

Kindergarten Through Grade One

Screen

Speaking Test

Spoken by Test Examiner (read aloud from the DFA)	Translated Message
<p>Today you will be taking the Speaking section of ELPAC. First, I am going to log you in.</p> <p>[Follow login directions, including the recording check and sound and audio check]</p> <p>Remember to answer all of the questions in English. If you want me to repeat a question, you can ask me to. OK, let's get started.</p>	<p>今天，您将参加加州英语语言能力评估 (ELPAC) 口语测试。首先，我将您登录进去。</p> <p>【遵循登入指令，包括录音检查以及声音和音频检查】</p> <p>请记住，所有问题均需要用英语回答。如果您希望我重复某问题，那么您可以提出。好，我们开始吧。</p>

Grades Two Through Twelve

Screen

Speaking Test

Spoken by Test Examiner (read aloud from the DFA)	Translated Message
<p>Today you will be taking the Speaking section of ELPAC. First, I am going to log you in.</p> <p>[Follow login directions, including the recording check and sound and audio check]</p> <p>Remember to answer all of the questions in English. If you want me to repeat a question, you can ask me to. OK, let's get started.</p>	<p>今天，您将参加加州英语语言能力评估 (ELPAC) 口语测试。首先，我将您登录进去。</p> <p>【遵循登入指令，包括录音检查以及声音和音频检查】</p> <p>请记住，所有问题均需要用英语回答。如果您希望我重复某问题，那么您可以提出。好，我们开始吧。</p>

Kindergarten Through Grade 12 Review Screen

Screen

Congratulations, you reached the end of the Speaking test!

Thank you for your attention and hard work.

If there are any questions you marked for review, they will be displayed in the box below. Please finish reviewing any questions you want to, then select Submit Test at the bottom of the screen.

Spoken by Test Examiner (read aloud from the DFA)	Translated Message
<p>This is the end of the Speaking test. Thank you for your attention and hard work.</p>	<p>口语测试到此结束。感谢您投入注意力和精力。</p>

Speaking—task type directions

Task	Grade	Message	Translated Message
Talk About a Scene	Grades K - 12	Look at the picture. I am going to ask you some questions about it.	请看图片。我将向您提出关于它的一些问题。
Speech Functions	Grades 2 - 5	I am going to tell you about a situation that could happen to you. Then, tell me what you would say.	我将告诉您可能发生在您身上的某种情况。然后，请告诉我您会说些什么。
Speech Functions	Grades 6 - 12	I'm going to tell you about a situation that could happen to you. Then, tell me what you would say. Make sure your answer is appropriate for your audience.	我将告诉您可能发生在您身上的某种情况。然后，请告诉我您会说些什么。请确保您的回答对您的受众而言合适。
Support an Opinion	Grades K - 12	I am going to ask you for your opinion.	我将询问您的意见。

Speaking—task type directions (*continuation one*)

			Translated Message
Retell a Narrative	Grade K - 5	<p>Look at the pictures.</p> <p>I am going to tell you a story about the pictures. Listen carefully. You will hear the story only once. When I am finished, you will use the pictures to tell the story back to me.</p>	<p>请看图片。</p> <p>我将向您讲述关于这些图片的故事。请认真听。故事将仅讲述一遍。我讲完后，请您使用这些图片向我复述故事。</p>
Present and Discuss Information	Grades 6 - 12	<p>I am going to ask you to talk about a graphic. Look at the graphic.</p> <p><i>[Prompt should remain in English]</i></p> <p>Take some time to look at the graphic. Let me know when you are ready for me to ask you a question.</p>	<p>我将请您谈论某图形。请看图形。</p> <p>【提示应保留为英文】</p> <p>请花些时间看一下图形。当您准备好回答我的问题时，请告诉我。</p>
Summarize an Academic Presentation	Grade K - 2	<p>I am going to tell you some information. Listen carefully. You will hear the information only once. When I am finished, you will tell me about the information.</p>	<p>我将告诉您一些信息。请认真听。信息将仅讲述一遍。我讲完后，请您告诉我关于这些信息的一些信息。</p>

Speaking—task type directions (*continuation two*)

			Translated Message
Summarize an Academic Presentation	Grades 3 - 12	<p>You are going to listen to some information. You will hear the information only once. As you listen, look at the pictures. You may take notes as you listen.</p> <p>When the presentation ends you will summarize the information you heard. As you summarize, you should include all the steps in the demonstration and use relevant details and clear language.</p>	<p>您将听到一些信息。信息将仅讲述一遍。请一边听一边看图片。您可一边听一边做笔记。</p> <p>讲述结束时，请您总结您听到的信息。总结时，您应介绍演示中包含的所有步骤，并使用相关详细信息和明了的语言。</p>